

DIN-TECH™ MMR Series

AC Main Entrance Protection



*Three Phase with
Transient Counter*


Transient Voltage Surge Suppression (TVSS) for AC Main Entrance Protection

DIN-TECH™ is designed to divert devastating and catastrophic power problems away from critical electronic equipment. Featuring DIN-rail mounted modules in various voltage configurations and energy-handling ratings, DIN-TECH™ installs easily in almost any environment. When uninterrupted service and reducing downtime is critical, DIN-TECH™ is an essential part of your total power protection solution. Northern Technologies, Inc. (NTI) provides engineering assistance to configure equipment to your specific needs.

The MMR Series from NTI features Metal Oxide Varistor (MOV) suppression technology for brute-force protection against surges (transients). Installed at the main service entrance, the MMR Series helps reduce the majority of power anomalies commonly associated with lightning, grid switching, etc., that damage sensitive equipment down-line. It is highly recommended that the MMR Series be combined with our DMR Series to ensure the proper level of protection. Combined with a solid grounding system, the MMR Series is an essential part of your total power protection solution.

Features & Benefits

- Brute-force Metal Oxide Varistor (MOV) protection
- Field-replaceable modules
- Features a small footprint for easy installation
- Supports long-distance monitoring via a remote failure indicator
- Interior and exterior enclosures available upon request
- Provides easy-to-read LED status indication
- Minimizes lead length for excellent performance
- Fused internally with multiple fuse links and thermal cutoffs for maximum performance and safety (patent pending)
- Backed with a three (3) year standard warranty
- Competitively priced
- Easily mounted on a 35 mm DIN-rail in accordance with EN50022
- UL 1449 2nd Edition and CE
- Available with optional transient counter and/or N-G protection

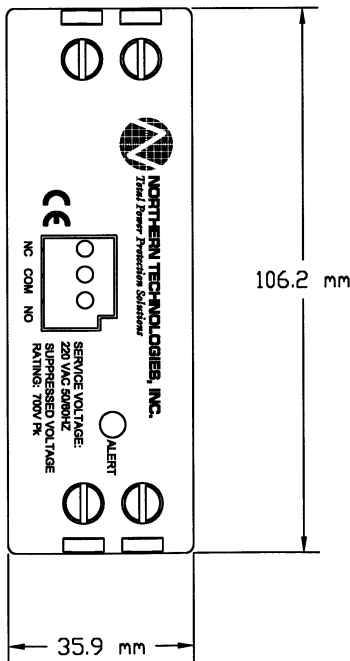


NORTHERN TECHNOLOGIES, INC.
Total Power Protection Solutions

DIN-TECH™ MMR Series

Typical Applications

- Main Distribution Panels
- Switch Gear
- Transfer Switches
- Motor Loads
- Industrial & Manufacturing Equipment



General MMR Specifications

Suppression Technology	Metal Oxide Varistor (MOV)
Module Dimensions	107H x 36W x 69D mm
Module Weight	Approximately 370 g each
Electrical Interface	Parallel or "Kelvin" Series
Peak Pulse Current:	
8 x 20 μ s	104 kA* per phase
10 x 350 μ s	15 kA** per phase
Remote Failure Indication	Form C Contact, Hardwire Interface
Certifications	UL 1449 2nd Edition, CE

Specifications


Series	Voltage Configuration	Joule Rating per Phase	Nominal Clamp Voltage†	Modules Required‡
MMR-B	120/240 V 1 Phase 3W+G	2720	230 Vpk	2 MOV
MMR-C	120/208 V 3 Phase, Wye 4W+G	2720	230 Vpk	3 MOV
MMR-D	240 V, 1 Phase 2W+G	5536	460 Vpk	1 MOV
MMR-E	240 V, 3 Phase Delta, 3W	5536	460 Vpk	3 MOV
MMR-F	220/380 V 3 Phase, Wye 4W+G	4480	380 Vpk	3 MOV
MMR-G	277/480 V 3 Phase, Wye 4W+G	5536	460 Vpk	3 MOV
MMR-J	240/415 V 3 Phase, Wye 4W+G	5536	460 Vpk	3 MOV
MMR-L	220 V, 1 Phase 2W+G	4480	380 Vpk	1 MOV
MMR-M	127/220 V 3 Phase, Wye 4W+G	3136	265 Vpk	3 MOV

*Based on component value.

**Based on actual tested values.

†Nominal equals initial clamping voltage at 1 mA.

‡Add one module (black) for neutral to ground and/or transient counter option.



NORTHERN TECHNOLOGIES, INC.
Total Power Protection Solutions

23123 E. Mission Avenue
Liberty Lake, WA 99019 USA
(509) 927-0401
FAX (509) 927-0435
www.northern-tech.com



D0043-I-0819